

NIBCO® Press System Lead-Free* Bronze Ball Valves

Features: Silicon Performance Bronze® Two-Piece Body • Press Ends Leak Detection • Full Port • Blowout-Proof Stem

Approvals: MSS SP-110 • IAPMO/ANSI Z1157 (IGC-157) • NSF/ANSI-61-8 commercial hot 180°F (includes annex F and G) and NSF/ANSI-372

Size range: ½" - 2½"

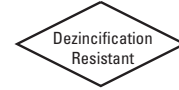
Pressure rating: 250 PSI non-shock cold working pressure

Body design pressure: 600 PSI CWP non-shock cold working pressure

Maximum pressure / temperature: 200 PSI at 250° F

Lead-free* markings:

Double oval in body casting, white handle and blue hang tag



MATERIAL LIST

PART	SPECIFICATION
1. Handle Nut	Zinc Plated Steel
2. Stem	Silicon Bronze ASTM B371 Alloy C69300
3. Pack Gland	Brass ASTM B16 Alloy C36000
4. Packing, Stem	PTFE
5. Thrust Washer	Reinforced PTFE
6. Handle Assembly	Zinc Plated Steel Clear Chromate Plastisol Coated
7. Body End	Silicon Bronze ASTM B584 Alloy C87600
8. Seat Ring (2)	Reinforced PTFE
9. Ball (vented)	DZR Brass SAE J461 C46500 (¼"-1") Stainless Steel ASTM A276 S31600 or ASTM A351 CF8M (1¼"-2½")
10. Body	Silicon Bronze ASTM B584 Alloy C87600
11. Boss seal o-ring (2)	EPDM
12. O-Ring (2)	EPDM - Leak Detection
13. Press End Adapter (2)	Wrot Copper ASTM B75 Alloy C12200

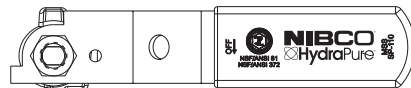


PC-585-80-LF

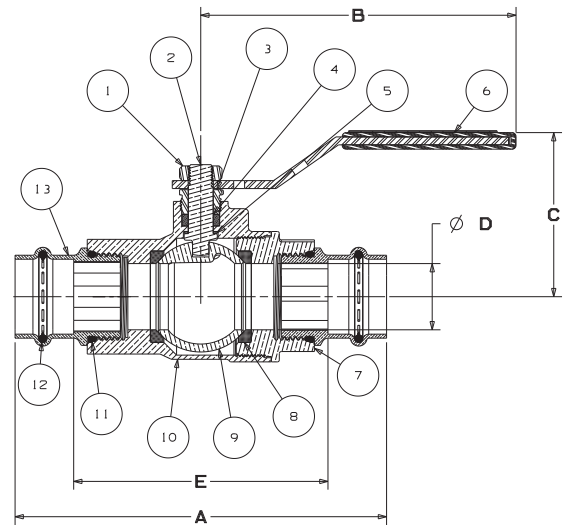
Press x Press
Female End

Handle Options:

- Stainless Steel Lever
- NIB-Seal®
- Locking lever
- Stainless Steel Locking Lever
- Memory stop
- Extended lever w/ memory stop
- Round
- Wing
- Horizontal and vertical chain



Handle Markings



PC-585-80-LF
P x P

DIMENSIONS—WEIGHTS—QUANTITIES

SIZE		A		B		C		D		E		Weight	
In.	mm.	In.	mm.	In.	mm.	In.	mm.	In.	mm.	In.	mm.	Lbs.	Kg.
½	15	3.93	100	3.96	101	1.96	50	0.50	13	2.53	64	0.80	0.36
¾	20	5.00	127	4.76	121	2.28	58	0.75	19	3.23	82	1.56	0.71
1	25	5.61	142	4.76	121	2.48	63	1.00	25	3.84	98	2.13	1.00
1¼	32	6.23	158	6.76	172	3.10	79	1.25	32	4.21	107	3.73	1.69
1½	40	7.56	192	6.76	172	3.32	84	1.50	38	4.79	122	5.53	2.51
2	50	8.40	213	6.76	172	3.56	90	2.00	51	5.36	136	7.95	3.61
2½	65	9.49	241	8.06	205	4.33	110	2.50	64	6.55	166	16.20	7.35



NIBCO Press System ball valves are designed to meet MSS SP-110 with the exception of the end connection. Ball valves are down-rated from 600 PSI CWP to 250 PSI CWP to match the Press System. Male and female press-to-connect ends are new technology not yet covered in the current edition of this specification

*Weighted average lead content ≤ 0.25%